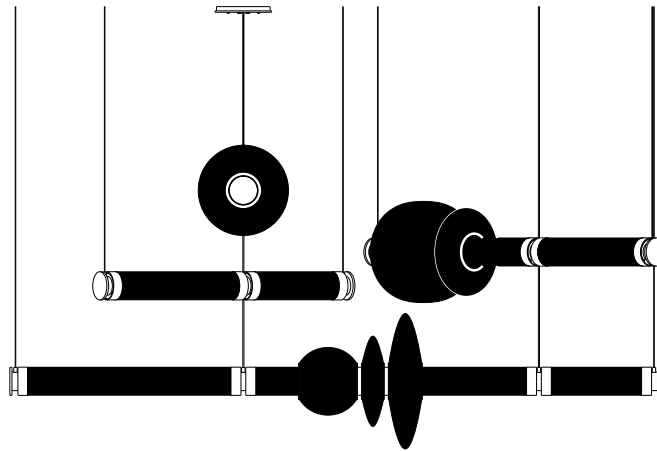

LUNA

Chandelier



GABRIEL SCOTT
EST 2012



LUNA

Chandelier

1/12

A lighting system with infinite interpretations, the LUNA is a synergy of color, shape, and refracted light. Inspired by a lunar halo, the modular light fixture grows in every direction as its assembly system stems horizontally or vertically, stacking color upon color of various blown-glass shapes. The LUNA series is a glamorous reference to the moon's diffused light and soft glow. Allusive yet glamorous, the LUNA is a new tradition in glass-work and light form. Available in a variety of colors and shapes, LUNA is a highly customizable fixture.

All GABRIEL SCOTT pieces are handmade in Canada.



GABRIEL SCOTT
EST. 2012


triode³ design

—
28, rue Jacob 75006 Paris
+33 (0)1 43 29 40 05

—
contact@triodedesign.com
www.triodedesign.com

LUNA Chandelier

2/12



GABRIEL SCOTT

EST. 2012



triode³ design

—
28, rue Jacob 75006 Paris
+33 (0)1 43 29 40 05

—
contact@triodedesign.com
www.triodedesign.com

LUNA Chandelier

3/12



GABRIEL SCOTT

EST. 2012



triode³ design

—
28, rue Jacob 75006 Paris
+33 (0)1 43 29 40 05

—
contact@triodedesign.com
www.triodedesign.com

LUNA Chandelier

4/12



GABRIEL SCOTT

EST. 2012




triode³ design

—
28, rue Jacob 75006 Paris
+33 (0)1 43 29 40 05

—
contact@triodedesign.com
www.triodedesign.com

LUNA Chandelier

5/12



GABRIEL SCOTT

EST. 2012




triode³ design

28, rue Jacob 75006 Paris
+33 (0)1 43 29 40 05

contact@triodedesign.com
www.triodedesign.com

LUNA Chandelier

6/12



GABRIEL SCOTT

EST. 2012



triode³ design

28, rue Jacob 75006 Paris
+33 (0)1 43 29 40 05

contact@triodedesign.com
www.triodedesign.com

LUNA Chandelier

7/12

Spec sheet

Product name: Luna Chandelier

Standard Leadtime: 12 -14 Weeks



Dimensions: Tier 1: 47.39" x 9" x 9" + DROP
120.37cm x 23cm x 23cm + DROP

Tier 2: 58" x 22" x 18.5" + DROP
146cm x 56cm x 47cm + DROP

Tier 3: 58" x 27" x 27" + DROP
146cm x 68cm x 68cm + DROP

Light Source: 24V 6 Watt LED Bulb (included)

Standard Cable Length: 96" Drop, adjustable upon installation
(increased cable-lengths available upon request)

LED driver: E96R24DC 
UVC24100TD 

Weight: 70 LBS (large)
31.75 KG

Standard Finishes


HARDWARE:




Satin Brass



Satin Copper



Satin Nickel



Blackened Steel


CANOPY:




Satin Brass



Satin Copper



Satin Nickel



Blackened Steel



Matte White

TUBE GLASS:



White

LUNA Chandelier

8/12



BLUE



CALIFORNIA PINK



YELLOW



SMOKED AMETHYST



SMOKED BRONZE



SMOKED GRAY

GABRIEL SCOTT

EST 2012



triode³ design

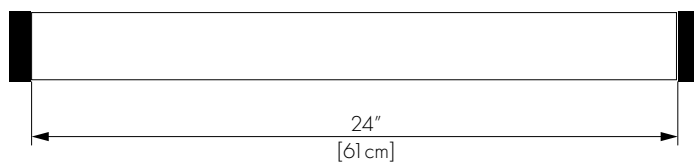
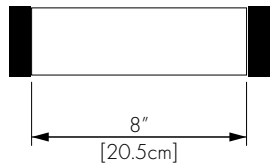
28, rue Jacob 75006 Paris
+33 (0)1 43 29 40 05

contact@triodedesign.com
www.triodedesign.com

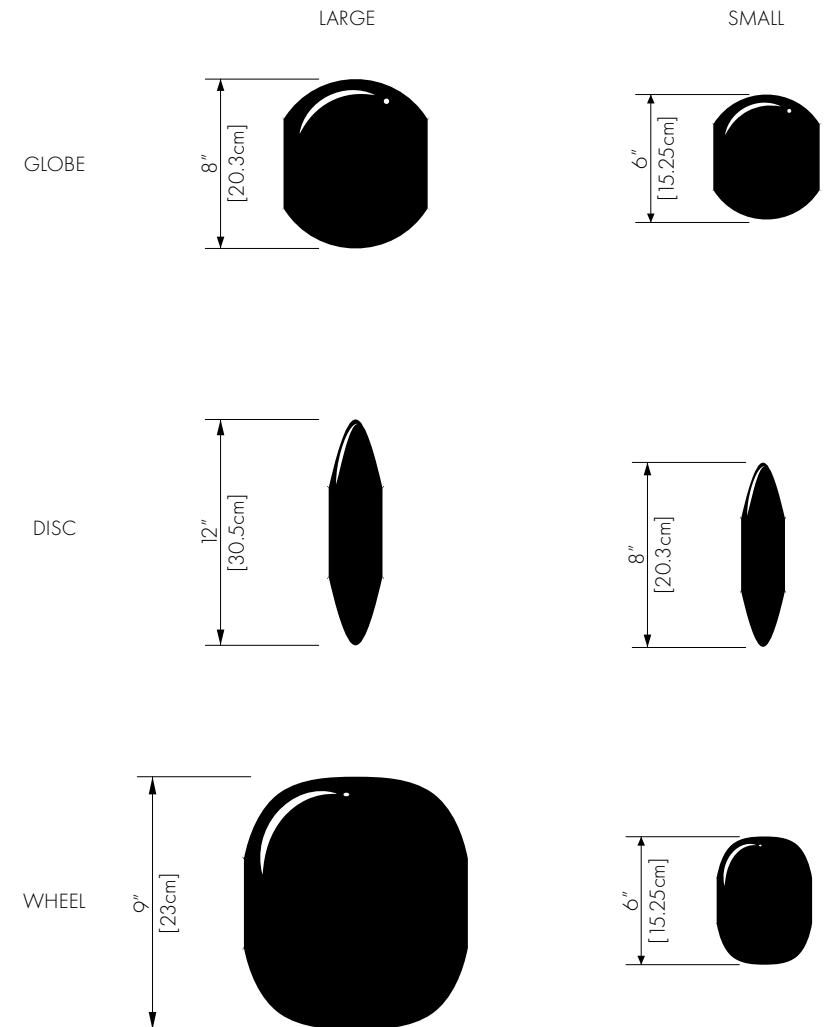
LUNA Chandelier

9/12

GLASS TUBE OPTIONS:



GLASS GLOBE OPTIONS:



GABRIEL SCOTT

EST 2012



triode³ design

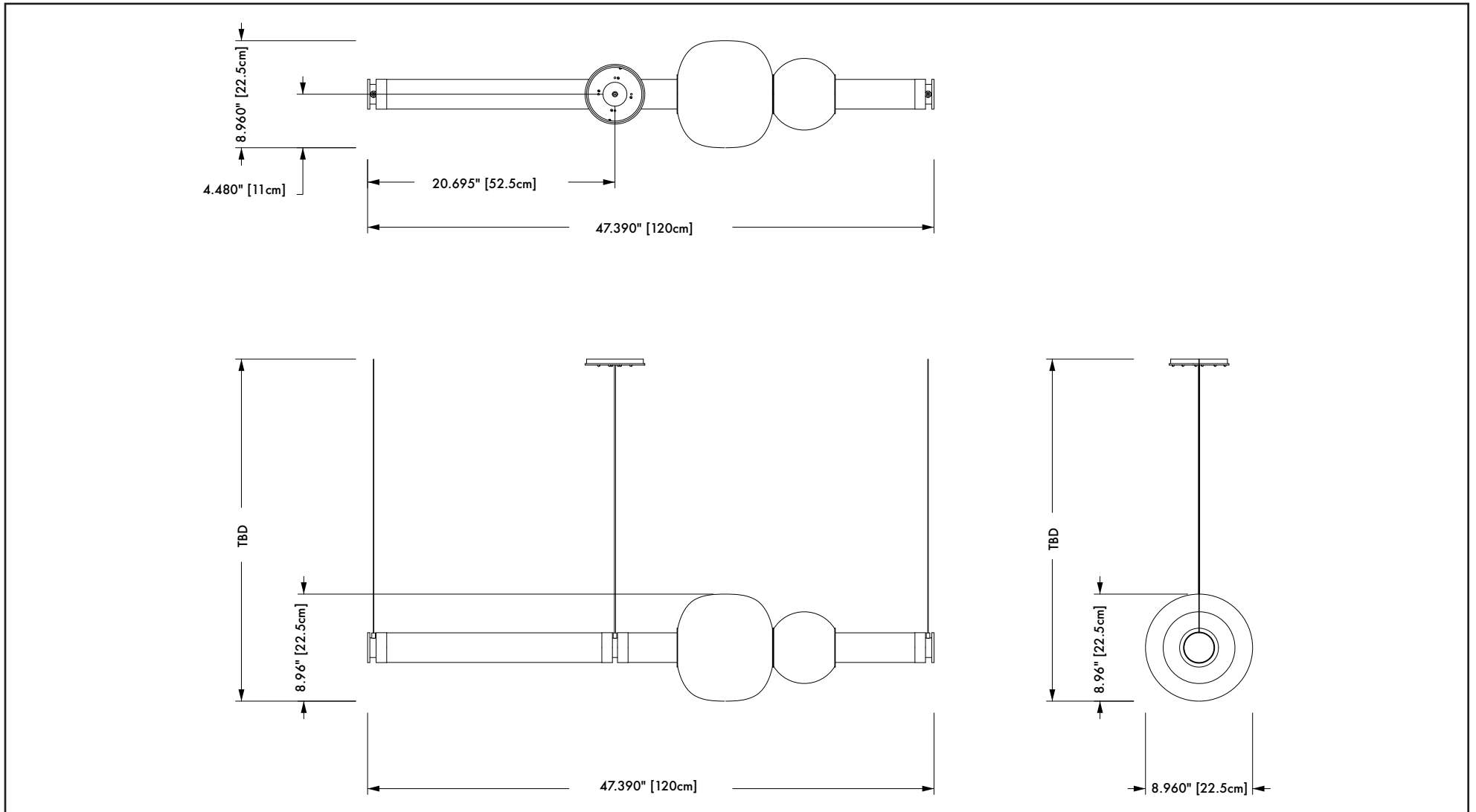
28, rue Jacob 75006 Paris
+33 (0)1 43 29 40 05

contact@triodedesign.com
www.triodedesign.com

LUNA Chandelier

10/12

LUNA Chandelier Tier 1



GABRIEL SCOTT

EST 2012



triode³ design

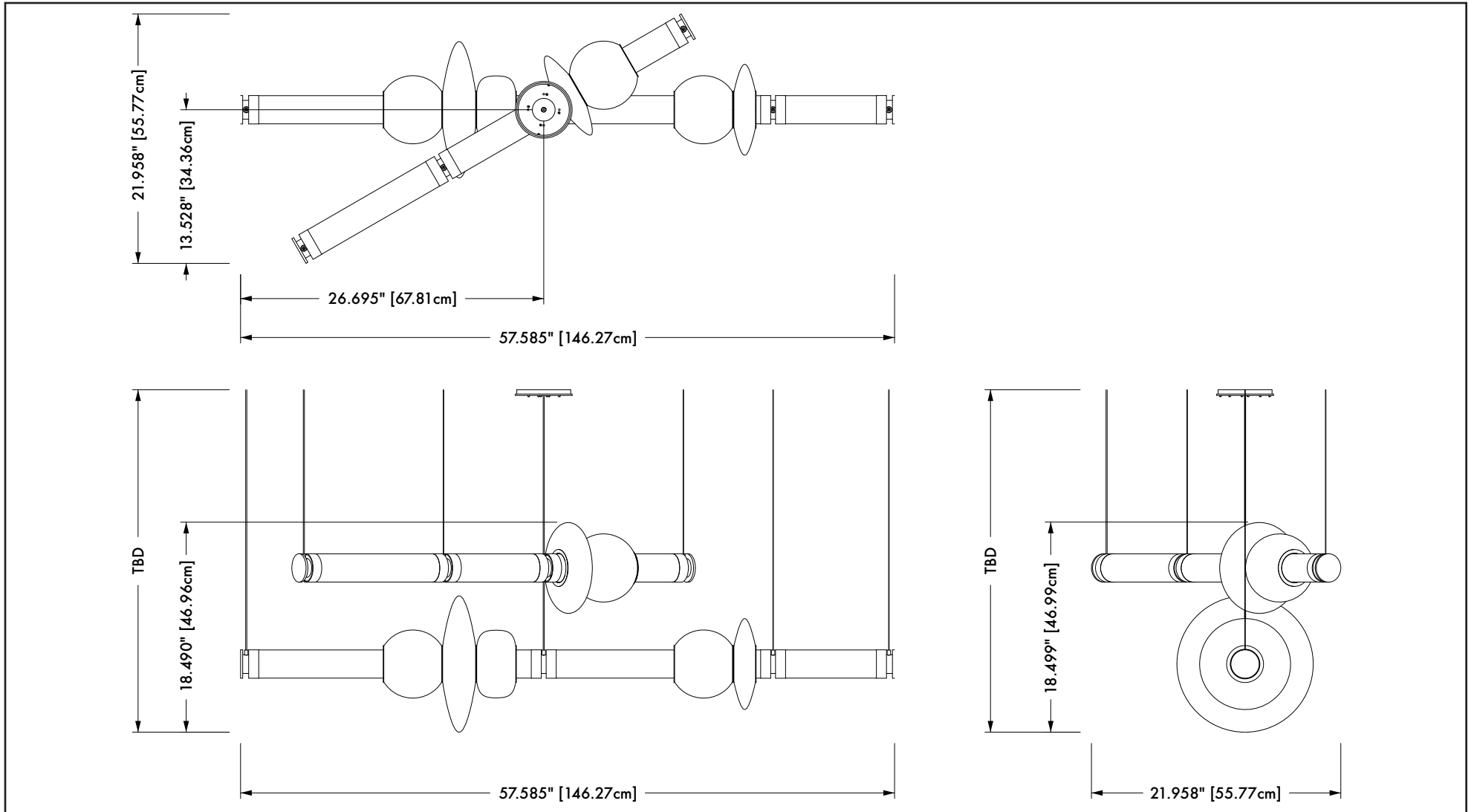
28, rue Jacob 75006 Paris
+33 (0)1 43 29 40 05

contact@triodedesign.com
www.triodedesign.com

LUNA Chandelier

11/12

LUNA Chandelier Tier 2



GABRIEL SCOTT

EST 2012



triode³ design

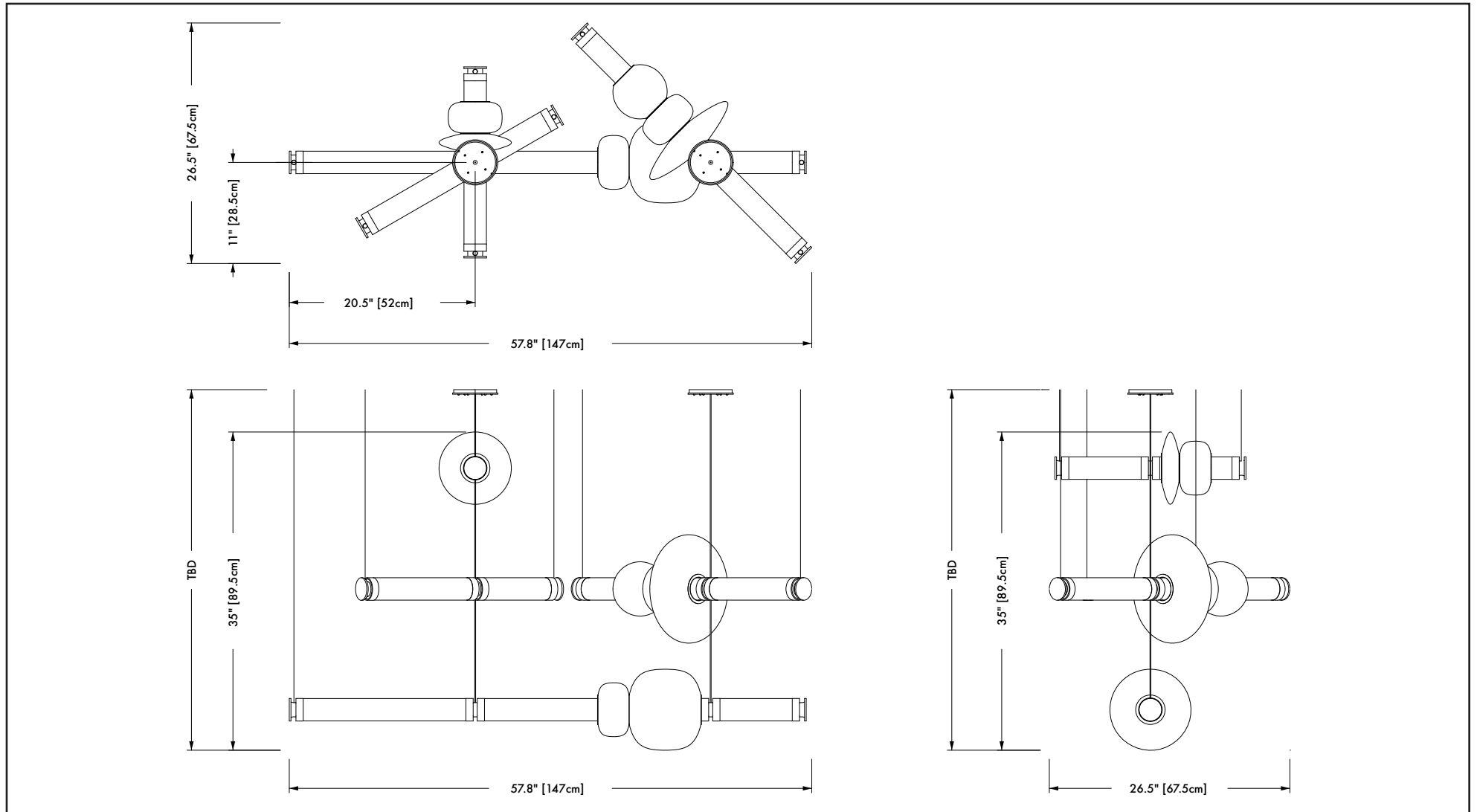
28, rue Jacob 75006 Paris
+33 (0)1 43 29 40 05

contact@triodedesign.com
www.triodedesign.com

LUNA Chandelier

12/12

LUNA Chandelier Tier 3



GABRIEL SCOTT

EST 2012



triode³ design

28, rue Jacob 75006 Paris
+33 (0)1 43 29 40 05

contact@triodedesign.com
www.triodedesign.com